

# Features HBSL60-6

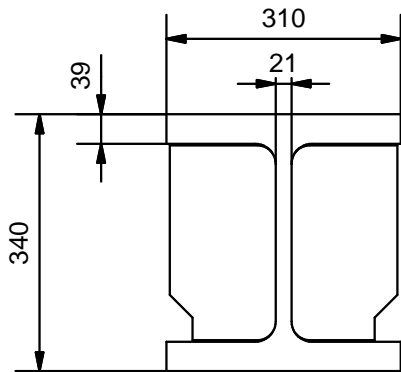
SWL (max. in centre): 450 kN (101 kips)

Capacity off centre as per load chart

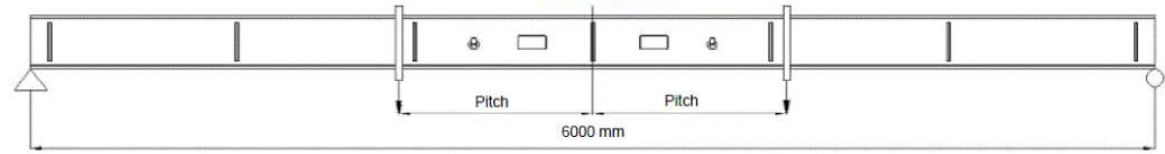
Self Weight: 1500 kg (3307 lbs)

Model Number HBSL60-6 includes set of two beams

## Front view (1:10)

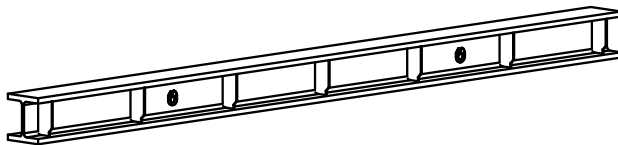
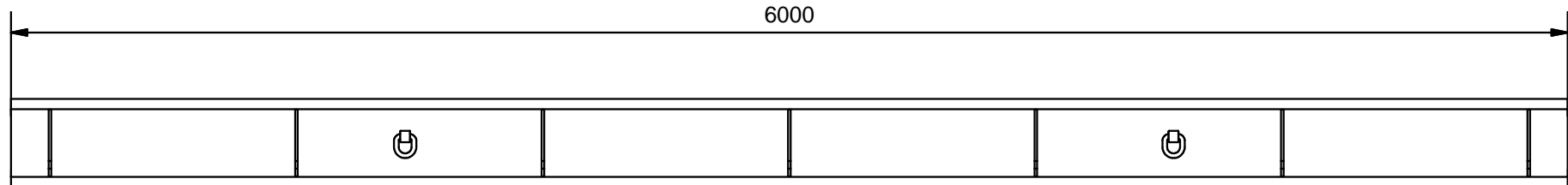
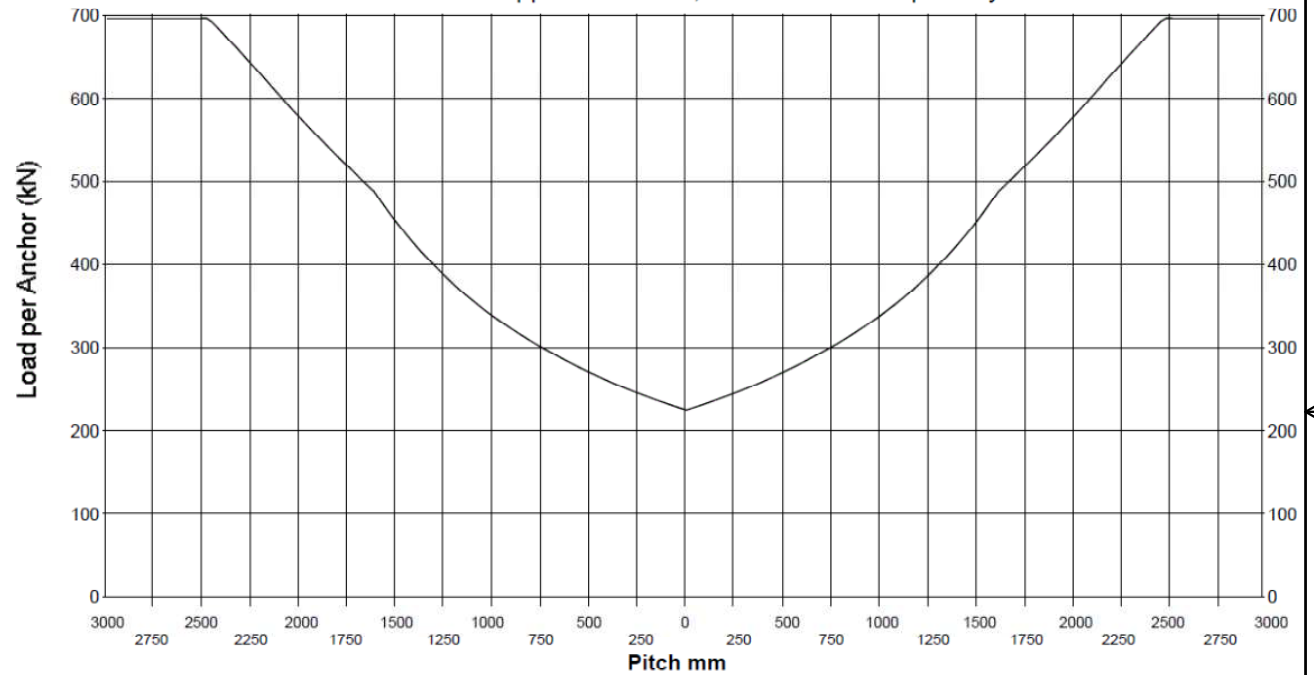


## Load Chart



## Load per Anchor

Note: if load applied in centre, load is to be multiplied by 2



OPAALSTRAAT 44, 7554 TS HENGELO HOLLAND  
PO BOX 421, 7550 AK HENGELO HOLLAND  
TELEPHONE 074-2422045 FACSIMILE 074-2430338

**ENERPAC**  
COPYRIGHTS RESERVED

3rd ANGLE  
PROJECTION

Model Number:

HBSL60-6

Main Assembly Number:

02972.01.04.00

Drawing Number:

02972.50.04.00

REV.: 0

DATE:

31-10-2013

SCALE:

1:25

FORM:

A4